



The idea behind the HMF 4220 Series is to have a loader with the highest possible lifting capacity in the entire working area.



The sophisticated dual link arm system on the HMF 4220 Series ensures a uniform speed and lifting capacity in the entire working area.



The picture gives you an impression of the powerful load moment close to the column. The maximum lifting capacity of an HMF 4220-K2 is 13.5 tonnes.



Despite its strength, the 4220 Series is very compact and the space requirement is only 1280 mm. Combined with the low tare weight this offers a good utilisation of the vehicle payload.

HMF 4220 Series - the Loader handling Heavy Lifts

The HMF 4220 Series is based on the HMF 3720 Series and offers an excellent power-to-weight ratio. The basic idea behind developing the boom system is to ensure the highest possible lifting capacity at long reach, at the same time as the loader has a large load moment in the area close to the column. The loader is designed for handling of high and bulky items such as containers, boats, and machinery.

More Application Possibilities

The HMF 4220 Series is fitted with an HDL system (Heavy Duty Lifting), meaning that the operator can continue handling tasks where he would otherwise normally have to give up. The loader's application possibilities are extended and the demand for flexibility and solving of many different tasks achieved. While the lifting capacity increases, weight and space requirements remain the same.

Several Advantages

The HMF 4220 Series is capable of lifting 1570 kg at 17.1 metres (the K6 version). Stepless activation ensures that the operator can work between „normal“ and HDL-operation bands without experiencing jerks or other sudden movements, because the HDL system automatically cuts in when the loader reaches its normal lifting capacity limit. With a Fly-Jib fitted, the hydraulic reach is almost 23 metres, where the loader can handle loads of 650 kg. With manual extensions on the Fly-Jib, the out-reach exceeds 26 metres. At this distance the lifting capacity is 420 kg. In case of remote controlled loaders, an electric change-over valve for stabilizers is standard.



HMF Knuckle Boom Loader 4220-K

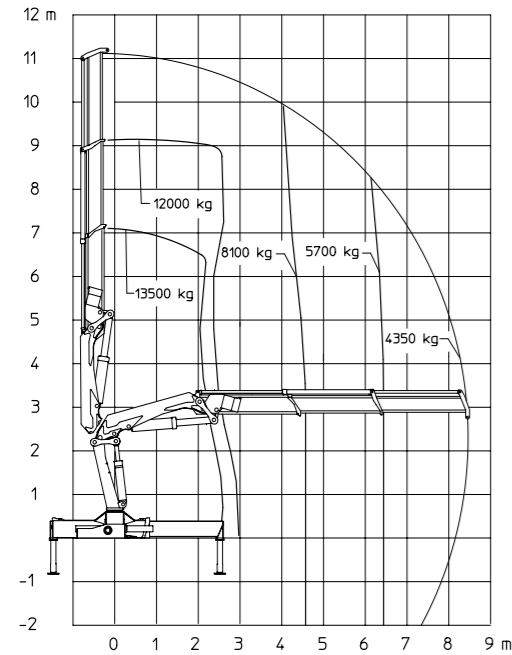
- Handles heavy Lifting Tasks at long Reach
- Large Load Moment close to the Column
- For high and bulky Items
- Minimum Space Requirements
- Wide Stabilizer Spread



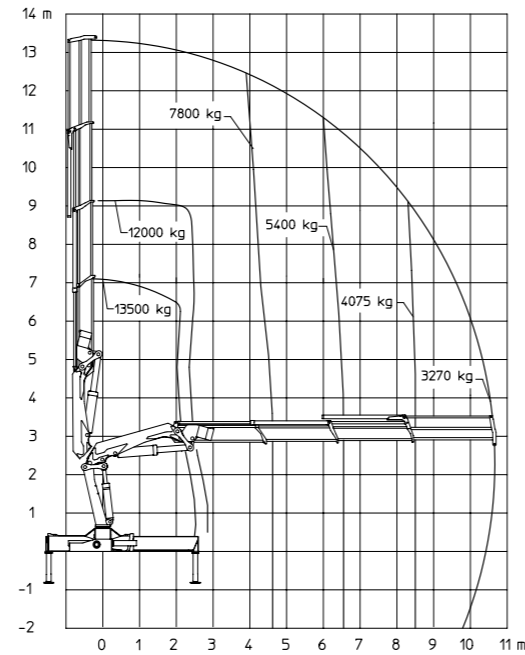
Technical data 4220-K	Unit	4220-K2	4220-K3	4220-K4	4220-K5	4220-K6
Load moment	tm	37.1	36,0	35.5	34.7	34.1
Hydraulic reach	m	8.6	10.7	12.9	15.0	17.2
Weight excl. stabilizers	kg	3595	3850	4070	4300	4500
Length of base, no extra valves	mm	1108	1108	1108	1280	1280
Slewing torque	kgm			4800		
Slewing angle	°			420		
Height above chassis	mm			2425		
Width, folded	mm			2500		
Stabilizer spread, standard	mm			5700		
Stabilizer spread, double ext.	mm			6700		
Weight of stabilizers, standard	kg			500		

Technical data 4220-K4 + FJ900	Unit	4220-K4 FJ900-K4
Hydraulic reach	m	22.3
Lifting capacity, max. hydraulic reach	kg	650
Out-reach with manual extensions	m	26,0
Lifting capacity, max. reach	kg	420
Height above chassis, folded	mm	2560
Width, folded	mm	2500
Length	mm	1250

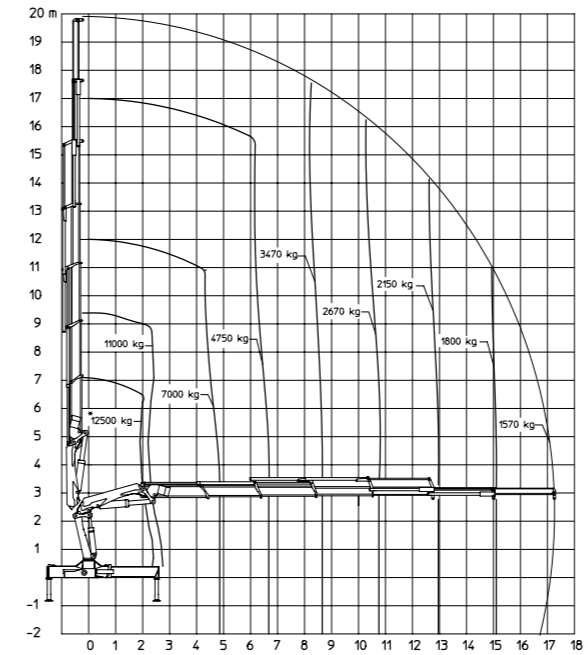
4220-K2



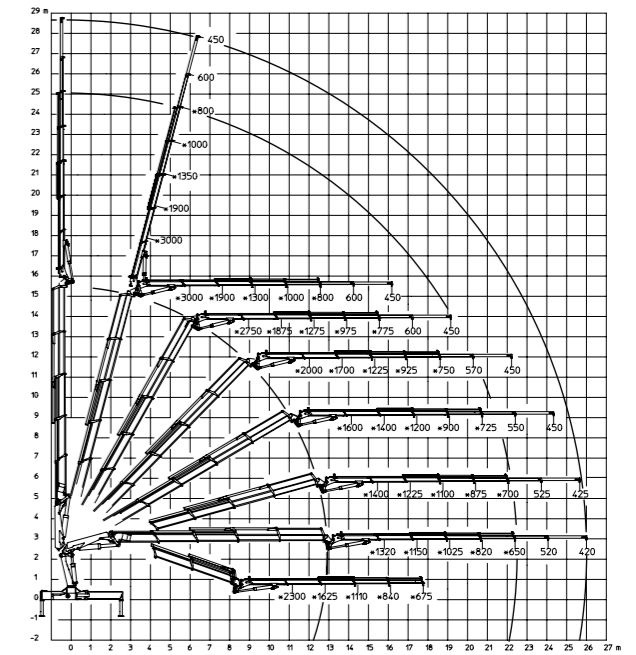
4220-K3



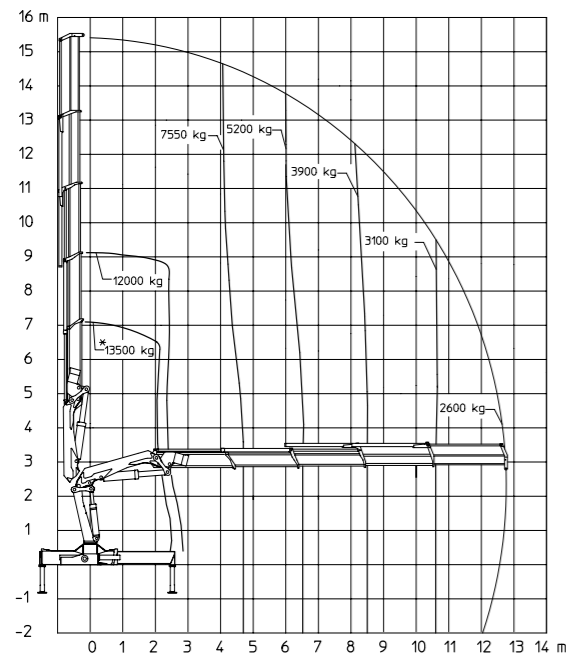
4220-K6



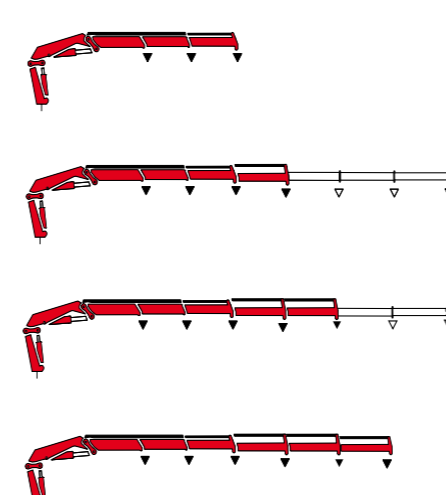
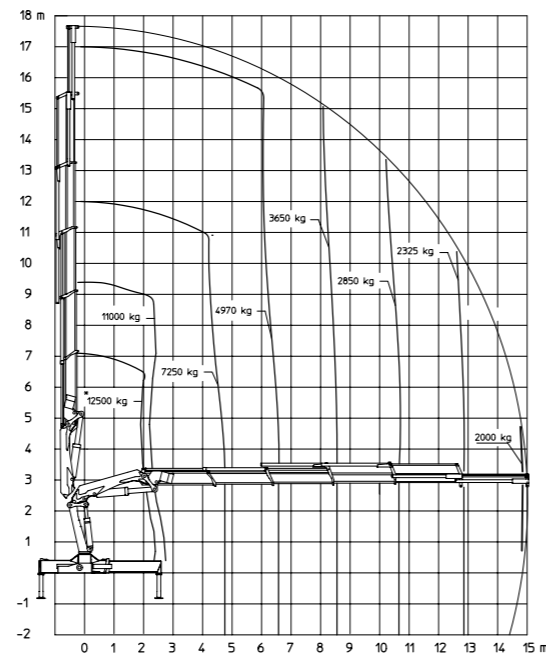
4220-K4 + FJ900-K4



4220-K4



4220-K5



4220-K + FJ900

