

HMF 4720-K

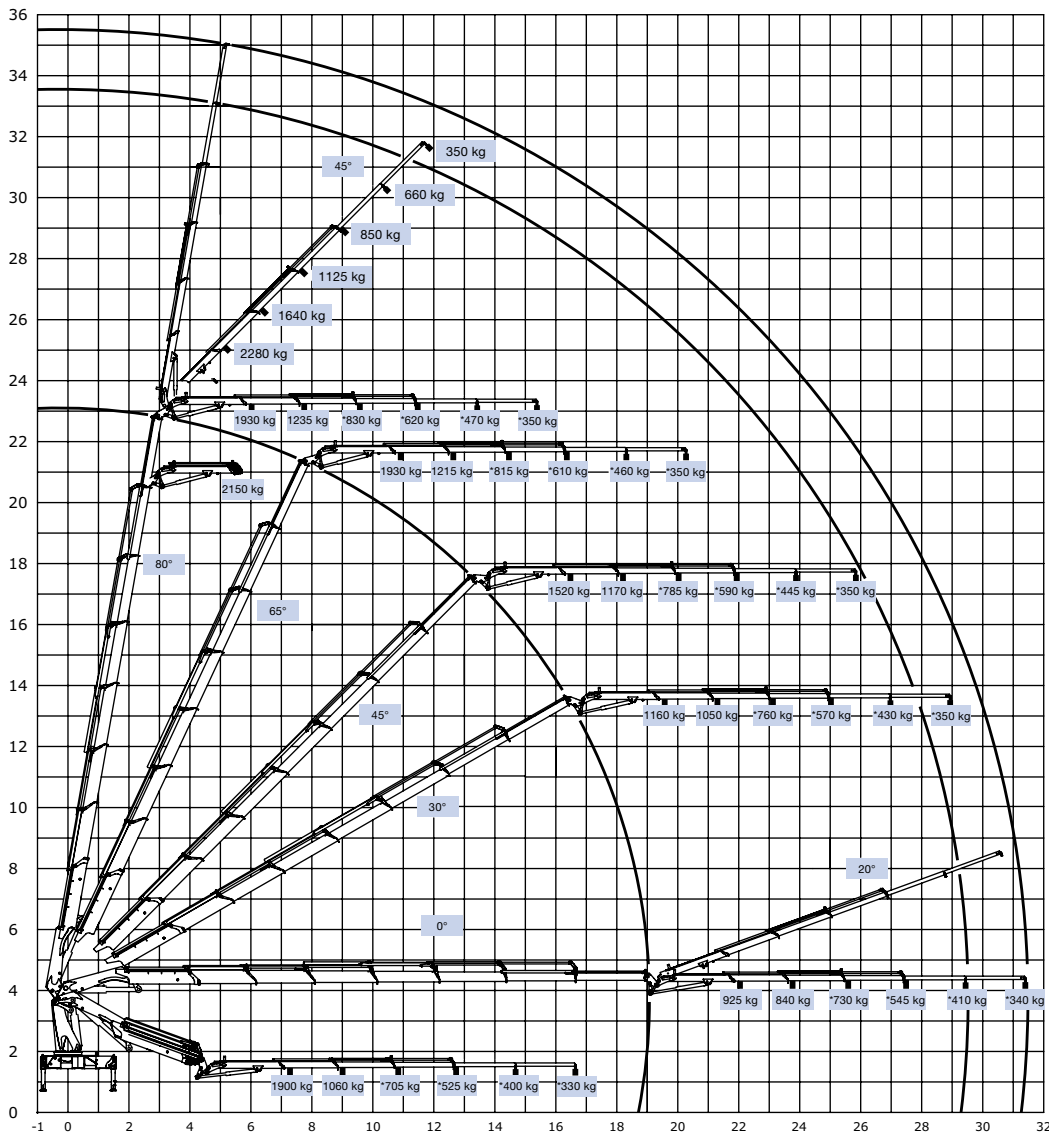


- power to lift.

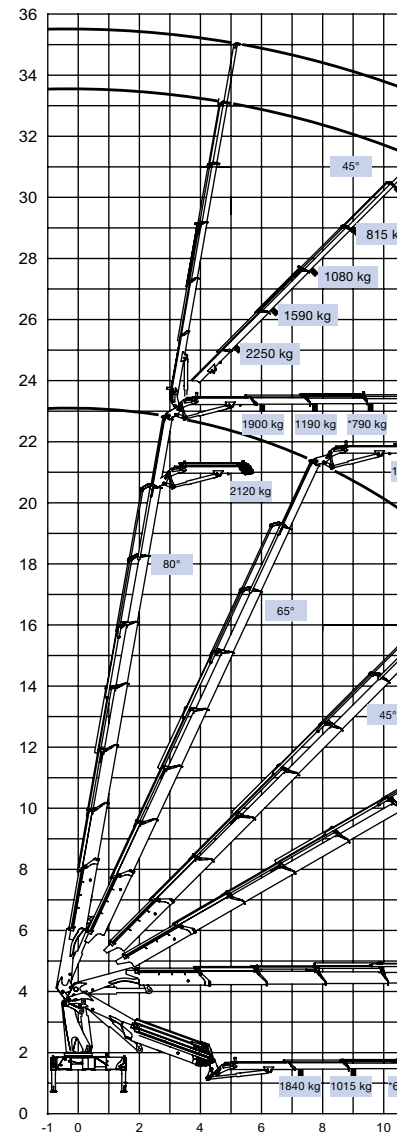
HMF 4720-K

Loading group B3		4720-K2	4720-K3	4720-K4	4720-K5	4720-K6	4720-K7	4720-K8
Load moment	tm	45.1	44.1	43.7	42.5	41.5	41.3	40.3
Hydraulic reach	m	8.3	10.3	12.5	14.5	16.8	19.1	21.5
Slewing torque	kgm	5000	5000	5000	5000	5000	5000	5000
Slewing angle	°	cont.	cont.	cont.	cont.	cont.	cont.	cont.
Height above chassis	mm	2398	2398	2398	2398	2398	2438	2438
Width, folded	mm	2519	2519	2519	2519	2519	2519	2519
Length of loader, no extra valves	mm	1198	1198	1198	1198	1198	1298	1298
Stabilizer spread, standard	mm	5550	5550	5550	5550	5550	5550	5550
Stabilizer spread, long	mm	7770	7770	7770	7770	7770	7770	7770
Weight excl. stabilizers	kg	3610	3900	4170	4420	4620	4800	4975
Weight of stabilizers, standard	kg	370	370	370	370	370	370	370
Working pressure	MPa	35.0	35.0	35.0	35.0	35.0	35.0	35.0
Pump performance	l/min	80-110						
Oil tank capacity, separate tank	l	250						
Power consumption	kW	47-65						
Hook height 1.5 m from column	m	2.9	2.8	2.7	2.7	2.6	2.6	2.5

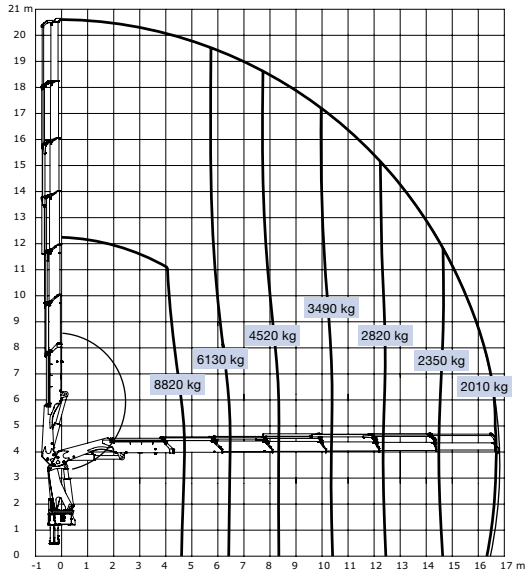
HMF 4720-K7 + FJ600-K3



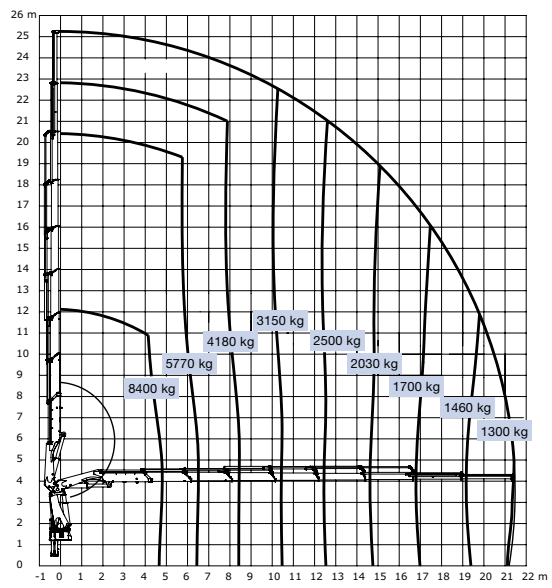
HMF 4720



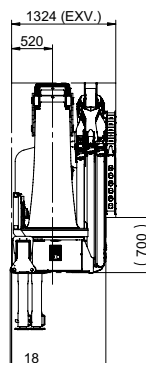
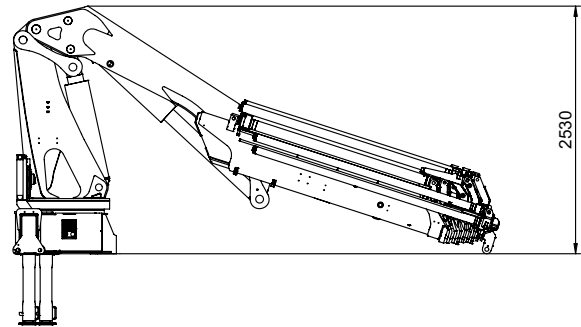
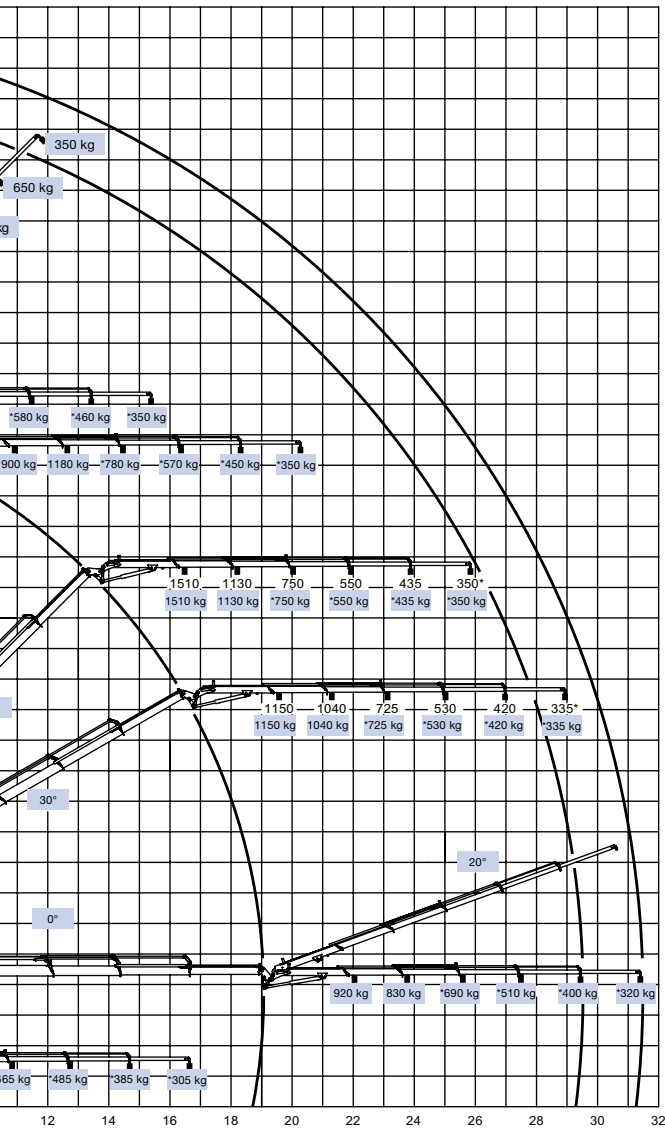
HMF 4720-K6



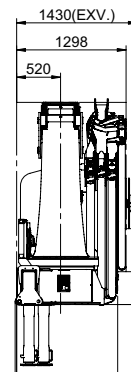
HMF 4720-K8



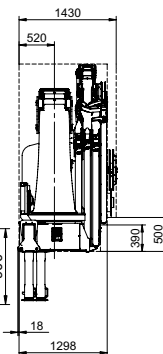
-K7 + FJ600-K4



HMF 4720-K2 - K6



HMF 4720-K7 - K8

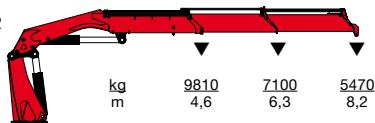


HMF 4720-K7 + FJ 600

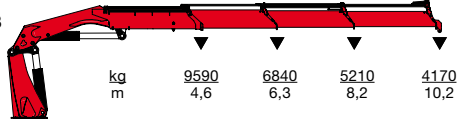
HMF 4720-K



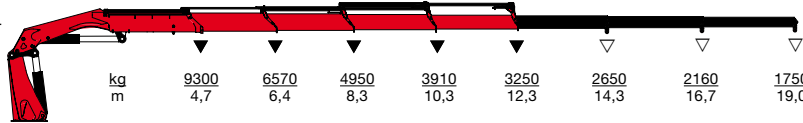
HMF 4720-K2



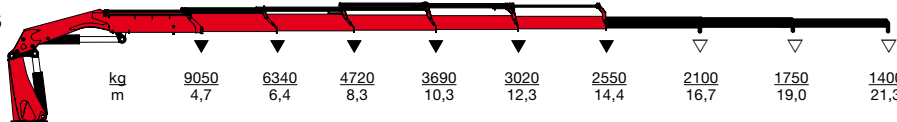
HMF 4720-K3



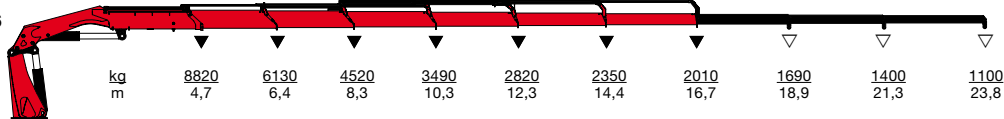
HMF 4720-K4



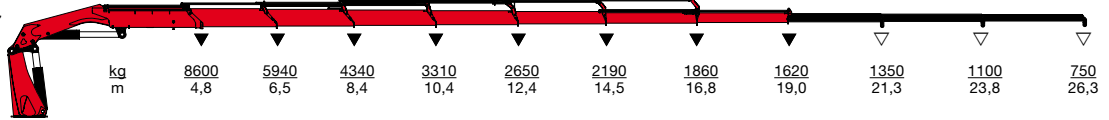
HMF 4720-K5



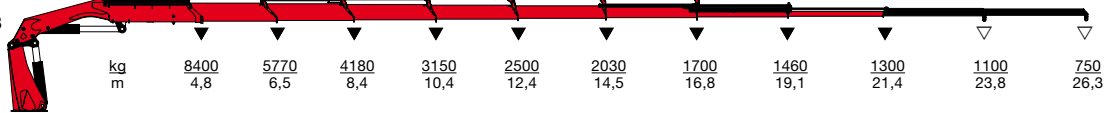
HMF 4720-K6



HMF 4720-K7



HMF 4720-K8



▼ Lifting capacity without manual extensions
 ▽ Lifting capacity with manual extensions

Z008467-2



Højbjerg Maskinfabrik A/S • Oddervej 200 • DK-8270 Højbjerg
 Tel.: +45 8627 0800 • Fax: +45 8627 0744 • info@hmf.dk

www.hmf.dk

We reserve the right to introduce improvements and modifications